

Ring-Opening of Cyclodextrins

Subjects: **Biochemistry & Molecular Biology**

Contributor: Vincent Chagnault

The chemical synthesis of linear high DP oligomaltoses (OMs) is much more efficient by the opening of cyclodextrins (CDs). The α , β , and γ -CDs are cyclic oligosaccharides composed of 6, 7, or 8 glucose units respectively linked by a α -1,4 glycosidic bond. They are industrially prepared using CD glucanotransferase on starch.

cyclodextrins

maltooligosaccharides

building blocks

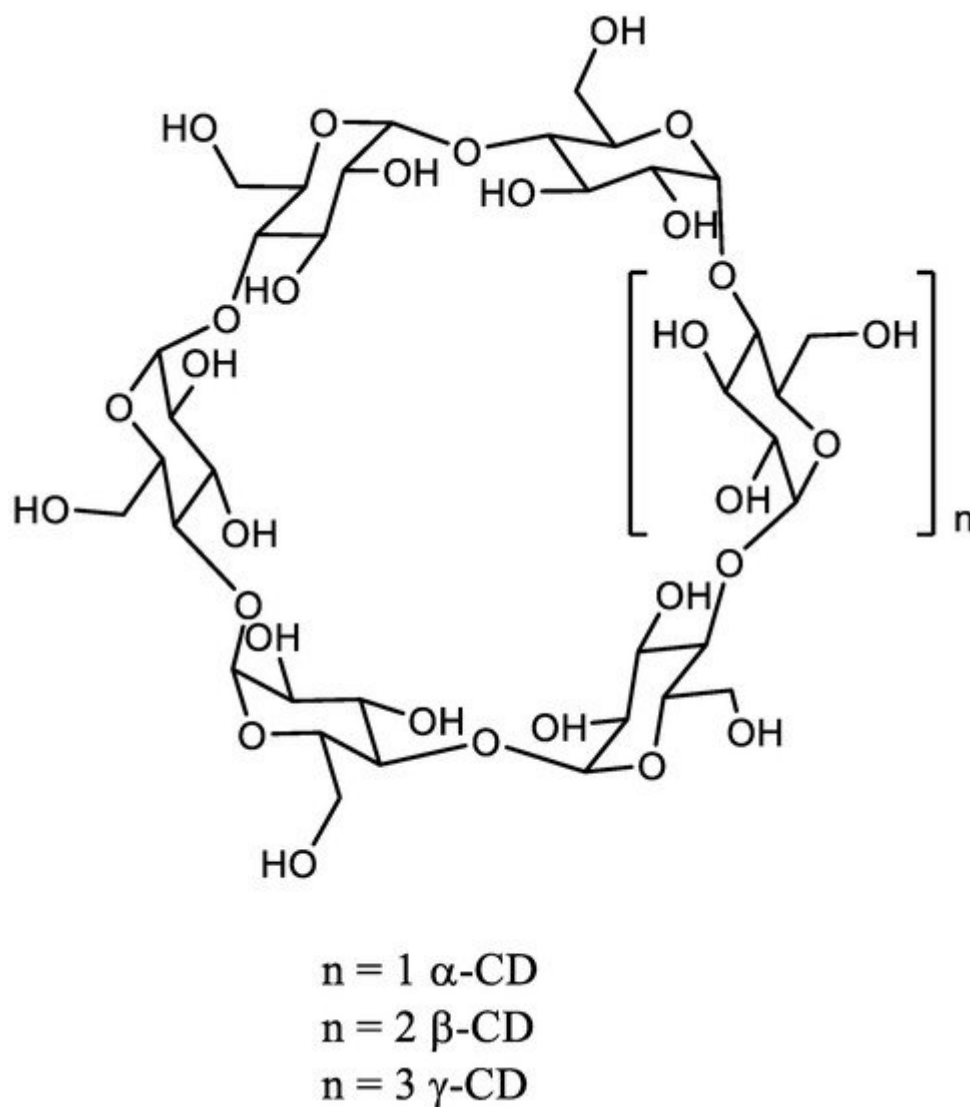
platform molecules

monomers

1. Introduction

While enzymatic catalysis leads to mixtures produced in relatively small amounts, the chemical synthesis of pure linear OM with high DP is complex. For example, the total synthesis of hexamaltooligosaccharides with various protecting groups was achieved by Takahashi *et al.* in 14 steps from maltose in 4% overall yield [1]. Starting from these products, they pursued their work by synthesizing octamaltooligosaccharides in 21% yield using a protected β -maltosyl fluoride donor [2].

The chemical synthesis of linear high DP oligomaltoses (OMs) is much more efficient by the opening of cyclodextrins (CDs). The α , β , and γ -CDs are cyclic oligosaccharides composed of 6, 7, or 8 glucose units respectively linked by a α -1,4 glycosidic bond (Scheme 1). They are industrially prepared using CD glucanotransferase on starch [3]. Very recently, β -CD was also prepared with 70% yield from maltose using the same enzyme and 1-adamantane carboxylic acid as supramolecular template to control the reaction [4].



Scheme 1. The most common cyclodextrins.

CDs are available in rather large quantity with well-characterized structures. Among CDs, the β -CD is a fairly cheap raw material.

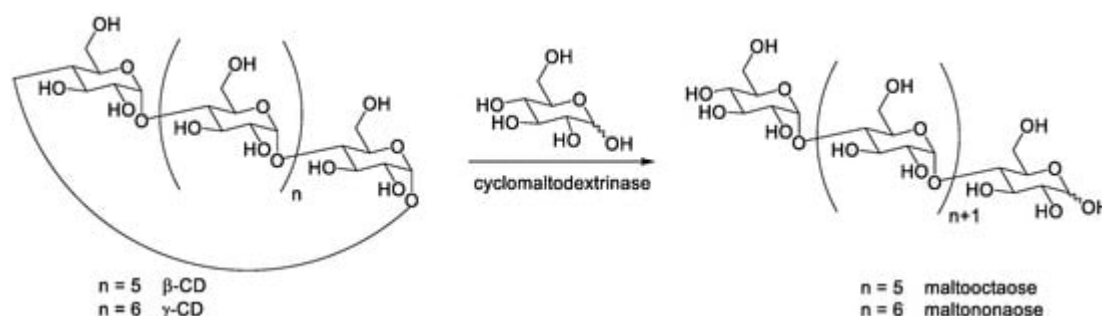
Firstly, we will review herein the enzymatic opening of CDs. Then the different reactions described in literature for OM preparations, by chemical ring-opening of CDs, will be described. Finally, we will discuss the different applications of these molecules of interest through further functionalization.

2. Enzymatic Ring-Opening of Cyclodextrins

A review of CD degrading enzymes (Cyclomaltodextrinases, EC 3.2.1.54, cyclomaltodextrin hydrolases) and α -amylases from microbial sources (*Bacillus coagulans* , *B. macerans* , alkalophilic *Bacillus* sp., *Pseudomonas* , among others) was published in 1992 [5]. The authors analyzed the action pattern of these enzymes and found that they could open CDs to lead to the corresponding OM. For example, the action of *Pseudomonas* α -amylase on α -CD results in a very rapid accumulation of maltohexaose, but then the latter is degraded to smaller molecules,

mainly maltotriose, maltose and glucose. A similar behavior was reported by H. Bender for a CD-degrading enzyme isolated from *Flavobacterium* sp. The enzyme hydrolyzed OM and CDs to glucose, maltose, and maltotriose [6].

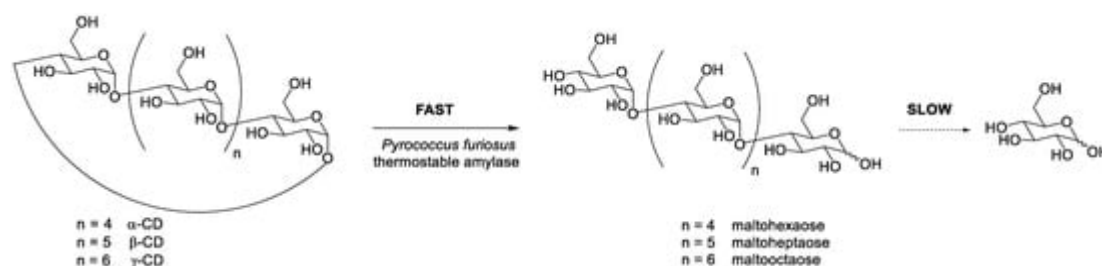
Uchida *et al.* [7] reported the use of cyclomaltodextrinase from *Bacillus sphaericus* E-244 for the preparation of maltoheptaose and maltooctaose from β -CD and γ -CD respectively. The enzyme has not only a CD-hydrolyzing activity (decycling of CDs) but also a coupling activity (transfer of a D-glucose unit). They described the enzymatic synthesis of maltoocta- and nonaose from CDs and D-glucose by the coupling reaction, catalyzed by cyclomaltodextrinase (Scheme 2). However, the preparation of maltohexa-, hepta- and/or octaose by this approach required further purification, because small molecules such as glucose, maltose, and maltotriose were also formed.



Scheme 2. CDs opening and transglycosylation using cyclomaltodextrinase.

These limitations were circumvented by Fraschini *et al.* [8] by using modified CDs in one primary position (oxidized to carboxylic acid) and two different enzymes: CD glucanotransferase (CGTase) and amyloglucosidase. They obtained mainly tri- and tetrasaccharide derivatives, thus avoiding further degradation.

PFTA, a thermostable amylase from *Pyrococcus furiosus*, was cloned and expressed in *Escherichia coli*. Unlike CD-hydrolyzing enzymes, which were known to produce mainly maltose starting from CDs, PFTA liberated various small OM (from mono- to heptasaccharide) [9]. The difference in the rate of CDs opening (fast) and the hydrolytic activity on the resulting open-chain OM (slow) was exploited to obtain mixtures rich in maltohexaose, maltoheptaose, and maltooctaose from α -, β -, and γ -CD respectively (Scheme 3) [10].



Scheme 3. Fast-opening activity of the amylase from *Pyrococcus furiosus*.

3. Acetolytic Cleavage of Cyclodextrins

The viability of the acetolytic cleavage process in the production of OM from CD derivatives has evolved since the middle of the last century [11][12][13][14]. The early efforts to selectively prepare these oligomers were unsuccessful and led to a mixture of mono and oligomers, in which the amount of the desired hexa-, hepta-, or octa-maltooligosaccharides did not exceed 2–4% [11][12][13][14]. In 1990, Lipták *et al.* [15] patented their research results on the acetolysis of *per*acetylated CDs using a mixture of acetic anhydride and sulfuric acid. To increase the efficiency of previous procedures, they optimized the reaction conditions by varying the amount of sulfuric acid between 1–10% in acetic anhydride, the temperature (0–100 °C), and the reaction time [15]. The **Table 1** summarizes the results for the acetolysis of *per*acetylated α-CD.

Table 1. Optimization of the acetolysis of *per*acetyl-α-cyclodextrin.

Entry	Temperature (°C)	Time (h)	Sulfuric Acid Conc. (vol%)	Yield %
1	0	72	6	35
2	30	30	6	35
3	40	11	6	38
4	50	10	2	35
5	50	4	6	49
6	50	1.5	10	35
7	60	2	6	43
8	78	0.5	6	40
9	100	0.1	6	40

During this process, the fission of a single glycosidic bond was observed and two acetyl groups were introduced, one at the reducing end and another at the non-reducing end of the linear OM. The maltoheptamer and maltooctamer were also prepared from *per*acetyl-β- and γ-CDs in 41% and 52 %, respectively.

In another study, Sakairi *et al.* [16] extended this method to *per*benzoylated CDs to prepare partially benzoylated OM derivatives having acetyl groups at reducing and non-reducing ends. These derivatives are useful for the preparation of various derivatives substituted at both ends. Starting from *per*benzoylated CDs and using a similar procedure [16] gave 1^I,4^{VI}-di-*O*-acetyl derivative of octadeca-*O*-benzoyl-α-maltohexaose, 1^I,4^{VI}-di-*O*-acetylated heneicosa-*O*-benzoyl-α-maltoheptaose, and tetracosa-*O*-benzoyl-α-maltooctaose in 51%, 37%, and 48% yield respectively (Scheme 4). Other attempts were performed with chloroacetic anhydride or trifluoroacetic anhydride in presence of a catalytic amount of sulfuric acid. However, these attempts failed, leading to complex mixtures. The authors assumed that this was due to the random cleavage of the glycosidic bond and the intra- or inter-molecular migration of acetyl groups.

More recently, Djedaïni-Pilard *et al.* [17] significantly improved this procedure. In their conditions, they described the formation of di-*O*-acetylated maltohexaose, -heptaose, and -octaose derivatives from *per-O*-benzoylated α -, β -, and γ -CD in 70–82% yields. Thus, the authors extended this method to the ring-opening of CDs, halogenated in primary positions, to lead to novel C-6 modified OMs.

4. Ring-Opening Cyclodextrins Using Other Acidic Conditions

With a pKa of -8, perchloric acid HClO_4 is a stronger acid than sulfuric acid. In 2001, with the aim of preparing specific neocyclodextrins (neoCDs), Vasella *et al.* [18] performed the ring-opening of *per*acetylated α -CD, carrying out acetolysis by a method derived from that developed by Lipták *et al.* [15]. This procedure consisted in reacting *per*acetylated α -CD with Ac_2O , in the presence of HClO_4 (70% by weight aqueous solution) at 0 °C for 20 h. After crystallization in ethanol, they obtained the desired *per*acetylated maltohexaose in 95% yield ($\alpha/\beta > 9/1$) (Scheme 8). This reaction was confirmed in 2010 by Lehn *et al.* [19], which described similar yields.

Since the use of *per*chloric acid led to a better yield than in the case of sulfuric acid, the following year the authors described the application of this new procedure to *per*acetylated γ -CD. [20] Under these conditions, acetylated maltooctaoose was obtained in 80% yield, again after crystallization in ethanol.

Very recently, our group [21] demonstrated the interest of triflic anhydride in DCM, instead of acetic anhydride with sulfuric acid, to perform the ring-opening of α -, β -, and γ -CD. These conditions allow the selective preparation of 1-azido derivatives, propargyl, and allyl glycosides by the opening of the corresponding *per*benzoylated CD followed by their *in situ* glycosylation with rather good yields and selectivity (Scheme 12).

The **Table 2** resumes the various conditions of acetolysis or hydrolysis for ring-opening of CD in literature. To highlight the most important parameter of the reaction, we sorted the conditions by type of acid, then by functional groups present on CDs, then by type of CD, and finally by acid concentration. We can thus see that, together with the acid concentration, the temperature and the stirring time are also important factors. We can conclude that *per*chloric acid at 0 °C led to the highest yields (95% of maltohexaose) from *per*acetylated α -CD. To avoid esterification or etherification of the cyclodextrin prior to the ring-opening, FeCl_3 conditions are very efficient because they led to 20–23% yield of 99% pure *per*acetylated maltooligosaccharides after three steps of recrystallization, whatever the CD.

Table 2. Conditions for ring-opening of CD (* mixture of regioisomers).

Acid.	[Acid]	Cd	[cd]	Functional Groups		T °C	Time	α/β	Yield	Starting Material Recovered	Ref
				C-2 et C-3	C-6						
FeCl ₃	0.074 M	α	0.3 M	none		RT then 70 °C	2.5 + 3.5h	/	20%	/	[22]
	0.074 M	β	0.3 M	none		RT then 70 °C	2.5 + 3.5h	9:1	22%	/	[22]
	0.074 M	γ	0.3 M	none		RT then 70 °C	2.5 + 3.5h	/	23.5%	/	[22]
H ₂ SO ₄	0.373 M	α	/	Ac		50–60 °C	20 h	5.3:1	47%	46%	[23]
	1.2 M	α	/	Ac		50 °C	4 h	/	48%	/	[15]
	0.373 M	β	/	Ac		50–60 °C	20 h	/	41%	49%	[23]
	0.373 M	γ	/	Ac		50–60 °C	20 h	/	52%	37%	[23]
	0.560 M	β	0.021 M	Ac	Br	57 °C	28 h	/	16%	78%	[17]
	0.373 M	β	0.043 M	Bz	1 I and 6 Bz	55 °C	24 h	/	70% *	9%	[24]
	0.373 M	β	0.044 M	Bz	1 N ₃ and 6 Bz	55 °C	24 h	/	73%	10%	[24]
	0.666 M	β	0.099 M	Bz		57 °C	30 h	/	32%	58%	[17]
	0.373 M	α	0.035 M	Bz		60 °C	30 h	/	82%	15%	[17]

Acid.	[Acid]	Cd	[cd]	Functional Groups		T °C	Time	α/β	Yield	Starting Material Recovered	Ref
				C-2 et C-3	C-6						
	1.373 M	α	0.036 M		Bz	50 °C	32 h	/	51%	36%	[16]
	0.373 M	β	0.080 M		Bz	55 °C	42 h	/	76%	12%	[17]
	1.373 M	β	0.086 M		Bz	50 °C	29 h	/	37%	54%	[16]
	0.373 M	γ	0.015 M		Bz	50 °C	35 h	/	70%	17%	[17]
	1.373 M	γ	0.015 M		Bz	50 °C	27 h	/	48%	39%	[16]
	0.373 M	β	0.102 M	Bz	N ₃	55 °C	30 h	/	30%	66%	[17]
HClO ₄	0.086 M	α	0.019 M		Ac	0 °C	22 h	/	60%	30%	[17]
	0.087 M	α	0.019 M		Ac	0 °C	45 h	>9:1	95%	/	[18]
	0.087 M	α	0.019 M		Ac	0 °C	45 h	>9:1	95%	/	[18]
	0.084 M	β	0.018 M		Ac	0 °C	20 h	/	35%	55%	[17]
	0.086 M	β	/	Bz	Br	0 °C then 36 °C	2 × 20 h	/	30%	/	[17]
	0.036 M	β	0.0072 M	Bz	N ₃	−20 °C	16 h	/	85%	/	[25]
	0.266 M	α	0.066 M		Me	RT	5 days	1:1	28%	68%	[26]
	0.2 M	β	0.2 M		Me	RT	4 days	1:1	40%	/	[26]
ZnBr(+PhSTMS)	0.2 M	γ	0.05 M		Me	RT	4 days	2:8	41%	/	[26]

Acid.	[Acid]	Cd	[cd]	Functional Groups		T °C	Time	α/β	Yield	Starting Material Recovered	Ref
				C-2 et C-3	C-6						
TiCl ₄	0.4 M	α	0.1 M	Me, Et or All		10 °C	45h	96:4	41% *	/	[27]
	0.4 M	β	0.1 M	Me, Et or All		RT	24h	99:1	66% *	/	[27]
	0.4 M	γ	0.1 M	Me, Et or All		10 °C	45h	99:1	92%*	/	[27]

References

1. Takahashi, Y.; Ogawa, T. Total Synthesis of Cyclomaltohexaose. *Carbohydr. Res.* 1987, 164, 277–296.
2. Takahashi, Y.; Ogawa, T. Total Synthesis of Cyclomaltooctaose and an Isomer of Cyclomaltohexaose, Cyclo{ \rightarrow 6)-[α -d-Glcp-(1 \rightarrow 4)]5- α -d-Glcp-(1-)}. *Carbohydr. Res.* 1987, 169, 127–149.
3. Crini, G. Review: A History of Cyclodextrins. *Chem. Rev.* 2014, 114, 10940–10975.
4. Larsen, D.; Beeren, S.R. Building up Cyclodextrins from Scratch—Templated Enzymatic Synthesis of Cyclodextrins Directly from Maltose. *Chem. Commun.* 2021, 57, 2503–2506.
5. Saha, B.C.; Zeikus, J.G. Cyclodextrin Degrading Enzymes. *Starch-Stärke* 1992, 44, 312–315.
6. Bender, H. Purification and Characterization of a Cyclodextrin-Degrading Enzyme from *Flavobacterium* sp. *Appl. Microbiol. Biotechnol.* 1993, 39, 714–719.
7. Uchida, R.; Nasu, A.; Tobe, K.; Oguma, T.; Yamaji, N. A Convenient Preparation of Maltooctaose and Maltononaose by the Coupling Reaction of Cyclomaltodextrinase. *Carbohydr. Res.* 1996, 287, 271–274.
8. Fraschini, C.; Greffe, L.; Driguez, H.; Vignon, M.R. Chemoenzymatic Synthesis of 6 ω -Modified Maltooligosaccharides from Cyclodextrin Derivatives. *Carbohydr. Res.* 2005, 340, 1893–1899.
9. Yang, S.-J.; Lee, H.-S.; Park, C.-S.; Kim, Y.-R.; Moon, T.-W.; Park, K.-H. Enzymatic Analysis of an Amylolytic Enzyme from the Hyperthermophilic Archaeon *Pyrococcus Furiosus* Reveals Its Novel Catalytic Properties as Both an Alpha-Amylase and a Cyclodextrin-Hydrolyzing Enzyme. *Appl. Environ. Microbiol.* 2004, 70, 5988–5995.
10. Yang, S.-J.; Lee, H.-S.; Kim, J.-W.; Lee, M.-H.; Auh, J.-H.; Lee, B.-H.; Park, K.-H. Enzymatic Preparation of Maltohexaose, Maltoheptaose, and Maltooctaose by the Preferential

- Cyclomaltooligosaccharide (Cyclodextrin) Ring-Opening Reaction of *Pyrococcus Furiosus* Thermostable Amylase. *Carbohydr. Res.* 2006, 341, 420–424.
11. French, D.; Levine, M.L.; Pazur, J.H. Studies on the Schardinger Dextrins. II. Preparation and Properties of Amyloheptaose. *J. Am. Chem. Soc.* 1949, 71, 356–358.
 12. French, D.; Knapp, D.W.; Pazur, J.H. Studies on the Schardinger Dextrins. VI. The Molecular Size and Structure of the γ -Dextrin. *J. Am. Chem. Soc.* 1950, 72, 5150–5152.
 13. Freudenberg, K. Hydrolysis and Optical Rotation of Cellulose, Starch, and Cycloglucans. *J. Polym. Sci.* 1957, 23, 791–799.
 14. Freudenberg, K.; Blomqvist, G.; Ewald, L.; Soff, K. Hydrolyse Und Acetolyse Der Stärke Und Der Schardinger-Dextrine. *Chem. Ber.* 1936, 69, 1258–1266.
 15. Liptak, A.; Nanasi, P.; Szejtli, J.; Kari, Z.M. Process for Producing Linear Maltooligosaccharides Comprising 6, 7 or 8 Glucose Units and Their Peracetylated Derivatives. Hungarian Patent 204857 B, 28 May 1990.
 16. Sakairi, N.; Matsui, K.; Kuzuhara, H. Acetolytic Fission of a Single Glycosidic Bond of Fully Benzoylated α -, β -, and γ -Cyclodextrins. A Novel Approach to the Preparation of Maltooligosaccharide Derivatives Regioselectively Modified at Their Nonreducing Ends. *Carbohydr. Res.* 1995, 266, 263–268.
 17. Lesur, D.; Gassama, A.; Moreau, V.; Pilard, S.; Djedaïni-Pilard, F. Synthesis of Regioselectively and Uniformly Modified Maltoheptaose Derivatives from Cyclomaltoheptaose Precursors. *Carbohydr. Res.* 2005, 340, 1225–1231.
 18. Hoffmann, B.; Zanini, D.; Ripoche, I.; Bürli, R.; Vasella, A. Oligosaccharide Analogues of Polysaccharides, Part 22, Synthesis of Cyclodextrin Analogues Containing a Buta-1,3-Diyne-1,4-Diyl or a Butane-1,4-Diyl Unit. *Helv. Chim. Acta* 2001, 84, 1862–1888.
 19. Ruff, Y.; Buhler, E.; Candau, S.-J.; Kesselman, E.; Talmon, Y.; Lehn, J.-M. Glycodynamers: Dynamic Polymers Bearing Oligosaccharides Residues—Generation, Structure, Physicochemical, Component Exchange, and Lectin Binding Properties. *J. Am. Chem. Soc.* 2010, 132, 2573–2584.
 20. Hoffmann, B.; Bernet, B.; Vasella, A. Oligosaccharide Analogues of Polysaccharides. *Helv. Chim. Acta* 2002, 85, 265–287.
 21. Pélingre, M.; Smadhi, M.; Bil, A.; Bonnet, V.; Kovensky, J. One-Pot Synthesis of Asymmetrically Difunctionalized Oligomaltosides by Cyclodextrin Ring Opening. *ChemistryOpen* 2021, 10, 493–496.
 22. Farkas, E.; Jánosy, L.; Harangi, J.; Kandra, L.; Lipták, A. Synthesis of Chromogenic Substrates of α -Amylases on a Cyclodextrin Basis. *Carbohydr. Res.* 1997, 303, 407–415.

23. Sakairi, N.; Wang, L.-X.; Kuzuhara, H. Insertion of a D-Glucosamine Residue into the α -Cyclodextrin Skeleton; A Model Synthesis of 'Chimera Cyclodextrins'. *J. Chem. Soc. Chem. Commun.* 1991, 5, 289–290.
24. Lesur, D.; Gassama, A.; Brique, A.; Thiebault, N.; Djedaïni-Pilard, F.; Pilard, S.; Moreau, V. Synthesis and Characterization of Regioselectively Monoderivatized Maltooligosaccharides through a Combination of Tandem Mass Spectrometry and Enzymatic Hydrolysis Studies. *Arkivoc* 2013, 2, 276–289.
25. Almant, M.; Moreau, V.; Kovensky, J.; Bouckaert, J.; Gouin, S.G. Clustering of Escherichia Coli Type-1 Fimbrial Adhesins by Using Multimeric Heptyl α -D-Mannoside Probes with a Carbohydrate Core. *Chem. Eur. J.* 2011, 17, 10029–10038.
26. Sakairi, N.; Kuzuhara, H. Facile Preparation of Phenyl 1-Thioglycosides of Partially Methylated Maltooligosaccharides by Restricted Thiolysis of Fully Methylated Cyclodextrins. *Carbohydr. Res.* 1996, 280, 139–143.
27. Bösch, A.; Mischnick, P. Bifunctional Building Blocks for Glyco-Architectures by TiCl_4 -Promoted Ring Opening of Cyclodextrin Derivatives. *Biomacromolecules* 2007, 8, 2311–2320.

Retrieved from <https://www.encyclopedia.pub/entry/history/show/32422>