

# Individual Exercise during Home-based Rehabilitation

Subjects: Physiology

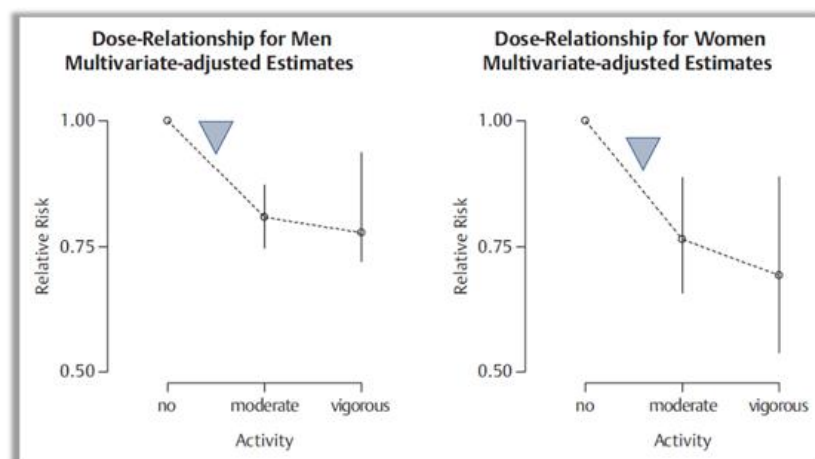
Contributor: Herbert Löllgen

Over the last decade, many regular physical activity studies with large prospective cohorts have been conducted. Taken together, more than a million subjects have been included in these exercise studies. The risk of morbidity and mortality has been reduced by 30% to 40% as a result of exercise. These risk reductions hold true for many diseases, as well as for prevention and rehabilitation. Physical activity has also been in the treatment of many diseases, such as cardiopulmonary, metabolic or neurologic/psychiatric diseases, all with positive results.

Keywords: training ; cardiopulmonary diseases ; exercise presc ; preventive medicine ; motivation ; rehabilitation

## 1. Introduction

The aim of this overview was to present information for individual training recommendations through exercise prescriptions, also known as the exercise prescription for health, for adults and older adults during home-based rehabilitation. Within the framework of conservative medicine specialties, such as general medicine, internal medicine, cardiology, neurology or orthopedics, therapy is preferably carried out with medication, provided that interventions via endoscopy, catheter or surgery are not indicated. After discharge, it is common for patient hospital letters from these departments to show four to six or more drugs recommended for further therapy. Detailed recommendations for physical activity are rarely mentioned. Occasionally, non-drug measures, such as physiotherapy, are suggested. Reports from rehabilitation clinics recommend “even” lifestyle changes without providing further details. The results of a large number of prospective cohort studies on the effects of regular physical activity have remained largely unnoticed yet have been published for more than 30 years now. However, these studies have demonstrated evidence-based health benefits of exercise and physical activity for prevention, therapy and rehabilitation (Figure 1), and are comprised of more than a million subjects [1][2][3][4][5][6]. Furthermore, it has been shown that a sedentary lifestyle that includes a lack of exercise, too much sitting and too much screen time, along with smoking, is the most important risk factor for various diseases [7][8][9]. Patients who have been discharged from hospitals or who have recovered from severe diseases need rehabilitation as inpatients at rehabilitation clinics or as outpatients in ambulant training groups or at training facilities. Ambulant rehabilitation must be continued with home-based rehabilitation over a long period of time. The primary task of a general physician is to motivate patients to engage in an intensive home-based rehabilitation accompanied by a qualified training instructor. Such rehabilitation and exercise training leads to a general health improvement and an increased quality of life, physical performance and life expectancy [10][11].



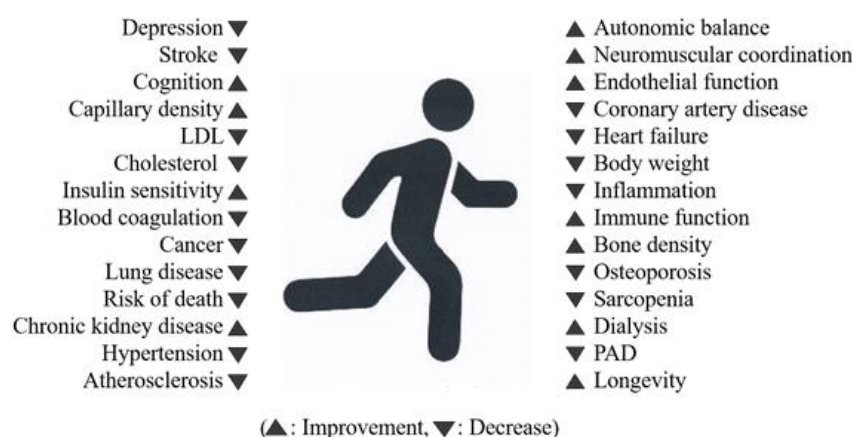
**Figure 1.** The non-linear relationship between exercise intensity and risk reduction for all-cause and cardiac mortality. Note that the strongest risk reduction occurs between inactivity (1.00) and moderate activity, indicated by the triangle pointing down (modified from [3]).

## 2. Health as Self-Reliant Behavior

Recommendations on physical activity in the context of rehabilitation also requires students, physicians and even patient education on the importance of personal responsibility for maintaining good health. This can be explained using the operational definition of health as an example. The definition of health in this context is composed of the following aspects: genetics (approximately 15%), general environmental influences, the medical environment and the residential and living environment, including parks, sports facilities, forests, etc. (approximately 30–35%) [12][13][14][15][16]. These percentages of components clearly show that, with regular physical activity, persons with a healthy lifestyle can actively influence up to 50% of their own health [17][18][19]. This is significant motivation for subjects to optimize their lives through a healthy lifestyle. Furthermore, a healthy lifestyle is based on four well-known pillars: no smoking, regular physical activity, a healthy (Mediterranean) diet and a normal body weight [10].

## 3. Effects of Regular Physical Activity: Physiological Aspects

Regular physical activity is an integral part of prevention and rehabilitation. Physical activity has a variety of effects on many organs and organ functions (Figure 2). The primary changes that are induced by physical exercise take place in the working muscles. As the amount and intensity of training increases, the cardiovascular system is adjusted, blood pressure is lowered and endothelial function is improved [20][21]. As regular training proceeds, general metabolic functions are optimized, neurological adjustments occur and the autonomic system stabilizes through the balancing of the sympathetic and parasympathetic nervous systems. Remarkably, regular physical activity is the only procedure, including the prescription of medication, that improves cognitive function so far (Figure 2; Table 1). Most of the mentioned changes occur at the molecular level. The musculoskeletal system can also be strengthened by physical activity including resistance exercise. As such, sarcopenia can be attenuated and even eliminated.



**Figure 2.** Some positive effects of regular physical activity.

**Table 1.** Evidence-based indications for prescribing regular physical activity in diseases (class: class of recommendations, from I–III with I as the highest class; level: level of evidence from A to C or even to D with A as the highest level) (modified from [1] and [9]).

Diseases	Class/Level of Evidence
Coronary artery disease	IA
Arterial hypertension (−4–−8 mmHg)	IA
Chronic obstructive lung disease	IA
Heart failure	IA
Cancer (colon, breast, lung)	IA
Osteoporosis	IA

Metabolic syndrome and Diabetes mellitus	IA
Chronic kidney disease	IA
Peripheral arterial disease	IA
Cognitive mental disorder	
Dementia	IIB
M. Alzheimer	IB
Depression	IB
Stroke	IA
Fibromyalgia	IA
Parkinson's disease	IB
Chronic bowel disease	IA
Bipolar disease	IIB

## 4. Evidence of Manifold Positive Effects through Physical Activity for Prevention and Therapy

Today, regular physical activity is recommended and used with high-grade, evidence-based approaches to prevention, therapy and rehabilitation. A large number of studies on physical fitness, measured as the maximum possible load achieved on a bicycle ergometer or a treadmill, has shown that high fitness reliably promotes prevention of many diseases within the following years and decades (Table 1). For people who suffer from a long-term lack of movement and activity, starting with regular activity even at moderate intensity has shown to produce positive effects and risk reduction. From a sports medicine perspective, the most important step is the change from a sedentary lifestyle or inactivity to regular activity (Figure 1). Fast walking or “Nordic walking” activity in daily life is effective in improving fitness. Nonetheless, physical activity in sufficient amounts (see below) reduces not only morbidity but also mortality, thus increasing longevity of life.

## 5. Diseases and Evidence for Physical Activity in Prevention, Therapy and Rehabilitation

In coronary heart disease, physical activity leads to a 30–40% reduction in mortality. Several meta-analyses confirm these results. For example, physical activity after a heart attack is absolutely necessary for a healthy lifestyle in the future (Table 1). Rehabilitation, either home-based or participation in heart groups, increases recovery and is mandatory for patients. For those with arterial hypertension, physical activity lowers systolic values, on average, between 5 and 10 mm Hg. According to recent studies, additional strength training also lowers blood pressure, and the combination of strength training with physical activity has the strongest lowering effect on blood pressure. Even hard endpoints, such as mortality due to high blood pressure, are reduced by regular physical activity <sup>[22]</sup>.

Heart failure is a clear-cut indication that active rehabilitation is necessary, as has been shown in many studies. Again, individual training leads to an improvement in cardiac function and reduces morbidity and mortality <sup>[23]</sup>. One long-term study has shown that the effects of physical activity persist even after 10 years of observation <sup>[24][25]</sup>. In peripheral arterial occlusive disease, consistent gait training works better than or equal to vascular dilatation with a stent insert <sup>[26]</sup>.

Those with diabetes mellitus can benefit greatly from physical activity. As a form of causal therapy, physical activity lowers medication or insulin consumption, thereby decreasing insulin resistance. Over time, hard endpoints such as morbidity and mortality are significantly reduced by up to 40% [27]. Treatment of diabetes mellitus without the prescription of physical activity, in addition to diet and possibly medication, is regarded as a kind of malpractice.

The positive effects of exercise have now been described in the treatment of many lung diseases. Patients with chronic kidney disease show an improvement in kidney performance and, in some cases, in kidney function. Dialysis patients with regular bed ergometer training show better kidney performance and a better quality of life than those without the training. Today, ergometer training during dialysis should be part of the standard accompanying therapy [28].

In oncology, physical training is now considered an essential adjuvant to therapy, especially chemotherapy. Women with breast cancer or men with colon and prostate cancer benefit from such exercise training. This also applies to other types of cancer, especially when cardio depressive drugs are administered [29][30].

Examples of many other diseases that have been improved or eliminated by physical activity are osteoporosis, degenerative spinal disorders and fatigue syndrome. Parkinson's disease and strokes are considered absolute indicator for exercise therapy combined with inpatient rehabilitation, group therapy and home-based rehabilitation[29].

In psychiatry, regular exercise, such as walking, hiking or cycling, is regarded as an important and effective accompanying therapy for depression and bipolar diseases. Remarkably, in animal experiments, neurogenesis in the hippocampus can be significantly increased by physical training, indicating improved cognitive function [30][31]. So far, physical activity is the only treatment or “drug” that may delay or prevent dementia[32].

## 6. Physical Activity as a Drug and Therapy

Physical activity has numerous and proven indications that it can be considered a drug. It can be dosed individually as personalized therapy and results in a non-linear dose-response relationship. In addition, physical activity results in numerous somatic and psychosomatic effects. Further, its possible side effects are minor, and it has only a few contraindications (Table 2). Thus, physical activity is comparable to a very effective drug, one that is potentially better than cardiovascular polypills [33][34]. Accordingly, physical activity must be implemented for prevention, therapy and rehabilitation in special clinics, sports facilities and at home.

**Table 2.** Arguments for evaluating physical activity as a drug.

Many: All Organs and All Body Functions	
Dose-Response relationship:	Strong relation, non-linear
Dosage: FITT rule	Frequency, intensity, time of session, type of sport
Somatic effects:	Manifold, from brain and heart to toes, in health and disease
Psychoactive effects:	Present, many diseases
Side effects: or contraindications	Rare, acute illness, injuries

Compared to some drugs, regular physical activity has a stronger effect and, above all, a pleiotropic effect, meaning that regular activity has a variety of positive effects. This pleiotropic effect has been observed in only a few drugs (Table 1). These positive effects in treating diseases led to the concept that physical activity or exercise as a drug should be prescribed, known as the exercise prescription for health (EPH) [35][36][37][38][39][40][41][42]. Therefore, physical activity can and should be recommended and prescribed to all patients whenever possible.

## 7. Rehabilitation for Inpatients and Outpatients

Physical activity is an essential, if not the most essential, part of home-based rehabilitation. The enumeration and description of the positive effects of physical activity strongly contrast with the lack of its implementation and recommendation in clinics and practices. Discharge letters from most hospitals are usually handed out to patients with a

list of medications (Figure 3). Conversely, specific advice for regular physical activity upon discharge is missing. This is because physicians lack knowledge in the field of sports medicine. A requirement of every physician and specialist should be a basic level of knowledge in the field of physical activity. Every physician should discuss the level of physical activity of their patients as part of anamnesis (5th vital sign).

<u>Recipe on discharge from hospital, Patient after STEMI with Stent</u> <ul style="list-style-type: none"> <li>• Lisinopril 2x 5 mg; ASS 100 mg</li> <li>• Bisoprolol 5mg; Prasugrel 2 x 5 mg</li> <li>• Rosuvastatin 20 mg</li> </ul>	<u>Exercise prescription by Sports Physician</u> <u>Practice:</u> <u>Regular physical activity:</u> <ul style="list-style-type: none"> <li>• <u>Frequency:</u> 3–4 x /week</li> <li>• <u>Intensity:</u> Borg 11–13, Heart rate: 105–120</li> <li>• <u>Type of sports:</u> Endurance (walking, cycling, running, swimming, ergometry,</li> <li>• Resistance training: 2 x /week</li> </ul>
<u>Recipe after discharge from Rehab. Clinic:</u> <ul style="list-style-type: none"> <li>• L-Tyroxin, Bisoprolol, Ramipril, ASS</li> <li>• Molsidomin, Fluvastatin, Moxonidin</li> <li>• Spironolactone, Aliskiren, Omega-3 FA</li> </ul>	<u>Drugs:</u> 5 of 9 (see left site) <u>Diet:</u> Mediterranean diet

**Figure 3.** Examples of prescriptions of many drugs upon discharge by the hospital after myocardial infarction with ST-Elevation (left) and examples of exercise prescriptions by a sports physician (right) (STEMI: ST-Elevation myocardial infarction; Stent: Vascular prosthesis; Rehab.: Rehabilitation); ASS: Aspirin; Omega-3-FA: Omega -3 fatty acid.).

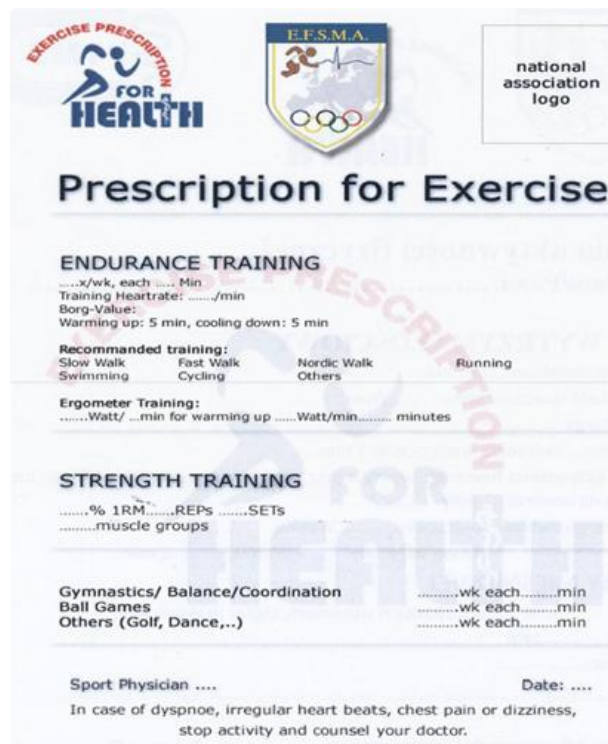
## 8. Exercise Prescription for Home-Based Rehabilitation

First, rehabilitation typically takes place in special rehabilitation clinics after discharge from acute care hospitals in some countries (Figure 3). After discharge, the next stage of outpatient rehabilitation takes place in sports groups (e.g., “heart groups”), more rarely in sports clubs or fitness studios, conducted by trainers with special experience as exercise physiologists. Above all, additional home-based exercise training should be a lifelong physical activity.

As such, it is of the utmost importance to include physical activity as a vital component in the follow-up application of home-based rehabilitation <sup>[43]</sup>. For these patients, motivation is absolutely mandatory. This can be done by providing brief advice and detailed information about the benefits of a lifestyle change (Table 3). Motivational interviewing is probably the most effective intervention but is considerably time-consuming. Accordingly, the exercise prescription for health (EPH) is a cheap but effective approach to motivate patients in regular activity and in longer adherence to that activity <sup>[44][45][46]</sup> (Tables 3 and 4, Figure 4).

**Table 3.** Interventional steps for motivation in physical activity: From brief advice to the exercise prescription for health (EPH).

1. Brief advice provided by the physician to be active according to guidelines, such as interrupting sitting time every 30 min
2. Physician questioning of patients about their activity level (5th vital sign)
3. Motivational interviewing (if possible, time consuming)
4. The exercise prescription for health



The form is titled "Prescription for Exercise" and features logos for "EXERCISE PRESCRIPTION FOR HEALTH", "E.F.S.M.A.", and "national association logo". It is divided into two main sections: "ENDURANCE TRAINING" and "STRENGTH TRAINING".

**ENDURANCE TRAINING**

.....x/wk, each ..... Min  
 Training Heartrate: ...../min  
 Borg-Value: .....  
 Warming up: 5 min, cooling down: 5 min

**Recommended training:**

Slow Walk	Fast Walk	Nordic Walk	Running
Swimming	Cycling	Others	

**Ergometer Training:**

.....Watt/ .....min for warming up .....Watt/min..... minutes

**STRENGTH TRAINING**

.....% 1RM.....REPS.....SETS  
 .....muscle groups

Gymnastics/ Balance/Coordination .....wk each.....min  
 Ball Games .....wk each.....min  
 Others (Golf, Dance,...) .....wk each.....min

Sport Physician .... Date: ....

In case of dyspnoe, irregular heart beats, chest pain or dizziness, stop activity and counsel your doctor.

**Figure 4.** The recipe for the exercise prescription for health (see [www.efsma.eu](http://www.efsma.eu)).

Following the introduction of the exercise prescription for health, the positive results from improved adherence to training have been published by several authors. Studies from Sweden, in particular, have promoted the use of the EPH, as well as the activities by EFSMA in several member countries [47][48]. These studies presented results such as stronger adherence to physical activity and improvements in fitness and in quality of life. Hard endpoints were not investigated in these trials because of the short duration of the trials (6–12 months) and the small sample sizes. Therefore, in the future, trials with larger numbers of patients and longer study durations are necessary to prove the validity and efficiency of the EPH. Brief advice provided to patients at the beginning of their rehabilitation may be effective, but the EPH, as an individualized procedure, enables a significantly stronger and longer adherence for up to 6 to 12 months. After issuing the EPH, regular monitoring through functional or fitness testing, as well as monitoring for quality of life improvements, is strongly recommended as a means of further increasing adherence. After long-lasting training, the patient usually feels a subjective improvement in performance during activities in daily life (ADL). Improved quality of life also increases a patient's motivation to continue with regular exercise.

## References

1. Löllgen, H. Significance and evidence of physical activity for prevention and treatment of diseases. (Bedeutung und Evidenz der körperlichen Aktivität zur Prävention und Therapie von Erkrankungen). Dtsch. Med. Wochenschr. 2013, 138, 2253–2259.
2. Piepoli, M.F.; Hoes, A.W. 2016 European guidelines on cardiovascular disease prevention in clinical practice guidelines. Eur. Heart J. 2016, 37, 2315–2381.
3. Löllgen, H.; Böckenhoff, A.; Knapp, G. Primary prevention by physical activity: An updated meta-analysis with different intensity categories. Int. J. Sports Med. 2009, 30, 13–224.
4. Schuler, G. (Ed.) Physical Activity and Disease (Körperliche Aktivität und Krankheit); DeGruyter: Berlin, Germany, 2017.
5. Bachl, N.; Löllgen, H.; Tschan, H.; Wackerhage, H.; Wessner, B. Molecular Sports and Exercise Physiology (Molekulare Sport- und Leistungsphysiologie); Springer: Vienna, Austria, 2018; pp. 55–103.
6. Paffenbarger, R.S.; Hyde, R.T.; Wing, A.L.; Lee, I.-M.; Jung, D.L.; Kampert, J.B. The association of changes in physical activity level and other lifestyle characteristics with mortality in men. N. Engl. J. Med. 1993, 328, 538–545.
7. Kokkinos, P.F.; Faselis, C.; Myers, J.; Narayan, P.; Sui, X.; Zhang, J.; Lavie, C.J.; Moore, H.; Karasik, P.; Fletcher, R. Cardiorespiratory fitness and incidence of major adverse cardiovascular events in US veterans: A cohort study. Mayo Clin. Proc. 2016, doi.org/10.1016/j.mayocp.2016.09.013.
8. Moore, S.C.; Patel, A.V.; Matthews, C.E.; Berrington de Gonzalez, A.; Park, Y.; Katki, H.A.; Linet, M.S.; Weiderpass, E.; Viswanathan, K.; Helzlsouer, K.J.; et al. Leisure Time Physical Activity of Moderate to Vigorous Intensity and Mortality: A Large Pooled Cohort Analysis. PLoS Med. 2012, 9, e1001335, doi:10.1371/journal.pmed.1001335.

9. Löllgen, H.; Wismach, J.; Kunstmann, W. Exercise prescription for health (Das Rezept für Bewegung. Einsatzmöglichkeiten für Arzt und Patient). *Kliniker* 2013, 42, 416–420.
10. Cummiskey, J.; Löllgen, H.; Zupet, P.; Borjesson, M.; Natsis, K.; Cummiskey, A.; Stafrace, K.M. Debruyne. *Eur. J. Sports Med.* 2016, 4, 15–32.
11. Randal, J.; Thomas, A.L.; Beatty, T.M.; Beckie, L.C.; Brewer, T.M.; Brown, D.E.; Forman, B.A.; Franklin, S.J.; Keteyian, D.W.; Kitzman, J.G.; et al. Whooley: Home-Based Cardiac Rehabilitation, A Scientific Statement From the American Association of Cardiovascular and Pulmonary Rehabilitation, the American Heart Association, and the American College of Cardiology. *J. Am. Coll. Cardiol.* 2019, 74, 1, doi:10.1016/j.jacc.2019.03.008.
12. Nunan, D.; Mahtani, K.R.; Roberts, N.; Heneghan, C. Physical activity for the prevention and treatment of mayor chronic diseases: An overview of systematic reviews. *Syst. Rev.* 2013, 2, 56–62.
13. Ambrosetti, M.; Abreu, A.; Corrà, U.; Davos, C.H.; Hansen, D.; Frederix, I.; Iliou, M.C.; Pedretti, R.F.E.; Schmid, J.P.; Vigorito, C.; et al. Secondary prevention through comprehensive cardiovascular rehabilitation: From knowledge to implementation. 2020 update. A position paper from the Secondary Prevention and Rehabilitation Section of the European Association of Preventive Cardiology. *Eur. J. Prev. Cardiol.* 2020, doi:10.1177/2047487320913379.
14. Dalal, H.M.; Taylor, R.S.; Jolly, K.; Davis, R.C.; Doherty, P.; Miles, J.; Lingen, R.V.; Warren, F.C.; Green, C.; Wingham, J.; Greaves, C.; et al. The effects and costs of home-based rehabilitation for heart failure with reduced ejection fraction: The REACH-HF multicentered randomized controlled trial. *Eur. J. Prev. Cardiol.* 2019, 26, 262–272.
15. British Association of Cardiovascular Prevention and Rehabilitation (BACPR). Cardiovascular Disease Prevention and Rehabilitation; BACPR: London, UK, 2017.
16. Sallis, J.F.; Ester Cerin, E.; Conway, T.L.; Adams, M.A.; Frank, L.D.; Pratt, M.; Salvo, D.; Schipperijn, J.; Smith, G.; Cain, K.L.; et al. Physical activity in relation to urban environments in 14 cities worldwide: A cross-sectional study. *Lancet* 2016, 387, 2207–2217.
17. Bouchard, C.; Rankinen, T.; Timmons, J.A. Genomics and genetics in the biology of adaptation to exercise. *Compr. Physiol.* 2011, 3, 1603–1648.
18. Yanping Li, Y.; Pan, A.; Wang, D.D.; Liu, X.; Dhana, X.; Franco, O.H.; Kaptoge, S.; Di Angelantonio, E.; Stampfer, M.; Willett, W.C.; et al. Impact of Healthy Lifestyle Factors on Life Expectancies in the US Population. *Circulation* 2018, 137, 00, doi:10.1161/CIRCULATIONAHA.117.032047.
19. Puthuchery, Z.; Skipworth, J.R.A.; Rawal, J.; Loosemore, M.; Someren, K.V.; Montgomery, H.E. Genetic Influences in Sport and Physical Performance. *Sports Med.* 2011, 41, 845–859.
20. Piepoli, M.F.; Abreu, A.; Albus, C.; Ambrosetti, M.; Brotons, C.; Catapano, A.L.; Corra, U.; Cosyns, B.; Deaton, C.; Graham, I.; et al. Update on cardiovascular prevention in clinical practice: A position paper of the European Association of Preventive Cardiology of the European Society of Cardiology. *Eur. J. Prev. Cardiol.* 2020, 27, 181–205.
21. Thompson, P.D.; Buchner, D.; Piña, I.L.; Balady, G.J.; Williams, M.A.; Marcus, B.H.; Wenger, N.K. Exercise and physical activity in the prevention and treatment of atherosclerotic cardiovascular disease: A statement from the Council on Clinical Cardiology (Subcommittee on Exercise, Rehabilitation, and Prevention) and the Council on Nutrition, Physical Activity, and Metabolism (Subcommittee on Physical Activity). *Circulation* 2003, 107, 3106–3116.
22. Rossi, A.M.; Dikareva, A.; Bacon, S.L.; Daskalopoulou, S.S. The impact of physical activity on mortality in patients with high blood pressure: A systematic review. *J. Hypertens.* 2012, 30, 1277–1288.
23. Khanam, S.S.; Choi, E.; Son, J.W.; Lee, J.W.; Youn, Y.J.; Yoon, J.; Lee, S.H.; Kim, J.Y.; Ahn, S.G.; Ahn, M.S. Validation of the MAGGIC (Meta-Analysis Global Group in Chronic Heart Failure) heart failure risk score and the effect of adding natriuretic peptide for predicting mortality after discharge in hospitalized patients with heart failure: PLoS ONE 2018, 13, e0206380.
24. Belardinelli, R.; Georgiou, D.; Cianci, G.; Purcaro, S.A. 10-year exercise training in chronic heart failure: A randomized controlled trial. *J. Am. Coll. Cardiol.* 2012, 60, 521–1528.
25. Thornton, J.S.; Frémont, P.; Khan, K.; Poirier, P.; Fowles, J.; Wells, G.D.; Frankovich, R.J. Physical activity prescription: A critical opportunity to address a modifiable risk factor for the prevention and management of chronic disease: A position statement by the Canadian Academy of Sport and Exercise Medicine. *Br. J. Sports Med.* 2016, 50, 1109–1114.
26. Murphy, T.P.; Cutlip, D.E.; Regensteiner, J.G.; Mohler, E.R.; Cohen, D.J.; Reynolds, M.R.; Massaro, J.M.; Lewis, B.A.; Cerezo, J.; Oldenburg, N.C.; et al. Supervised exercise, stent revascularization, or medical therapy for claudication due to aortoiliac peripheral artery disease: The CLEVER study. *J. Am. Coll. Cardiol.* 2015, 65, 999–1009.
27. Sluik, D.; Buijsse, B.; Muckelbauer, R.; Kaaks, R.; Teucher, B.; Johnsen, N.F.; Tjønneland, A.; Overvad, K.; Ostergaard, J.N.; Amiano, P.; et al. Physical activity and mortality in individuals with diabetes mellitus: A prospective study and meta-analysis. *Arch. Int. Med.* 2012, 172, 1285–1295.



28. Anding, K.; Bär, T.; Trojniak-Hennig, J.; Kuchinke, S.; Kraus, R.; Rost, J.M.; Halle, M. A structured exercise programme during haemodialysis for patients with chronic kidney disease: Clinical benefit and long-term adherence. *BMJ Open* 2015, 5, e008709 doi:10.1136/bmjopen-2015-008709.
  29. Riebe, D. (Ed.) *ACSM's Guidelines for Exercise Testing and Prescription*, 10th ed.; WoltersKluwer: Philadelphia, PA, USA, 2018.
  30. Clauw, D.J. Guided graded exercise self-help as a treatment of fatigue in chronic fatigue syndrom. *Lancet* 2017, 390, 335–336.
  31. Erickson, K.I.; Voss, M.W.; Prakash, R.S.; Basake, C.; Amanda Szabo, A.; Chaddock, L.; Kim, J.S.; Heob, S.; Alves, H.; White, S.M.; et al. Exercise training increases size of hippocampus and improves memory. *Proc. Natl. Acad. Sci. USA* 2011, 108, 3017–3022.
  32. Najar, J.; Ostling, S.; Gudmundsson, P.; Sundh, V.; Johansson, L.; Kern, S.; Guo, X.; Hallstrom, T.H.; Skoog, I. Cognitive and physical activity and dementia. *Neurology* 2019, 92, e1322–e1330, doi:10.1212/WNL.0000000000007021.
  33. Naci, H.; Joannidis, J.P.A. Comparative effectiveness of exercise and drug interventions on mortality outcomes: Meta-epidemiological study. *Br. J. Sports Med.* 2015, 49, 414–422.
  34. Fukuta, H.; Goto, T.; Wakami, K.; Ohte, N. Effects of drug and exercise intervention on functional capacity and quality of life in heart failure with preserved ejection fraction: A meta-analysis of randomized controlled trial. *Eur. J. Prev. Cardiol.* 2014, 21, doi:10.1177/2047487314564729.
  35. Thompson PD: Exercise prescription and proscription for patients with coronary artery disease. *Circulation* 2015, 112, 2354–2363.
  36. Swedish National Institute Public Health. *Physical Activity in the Prevention and Treatment of Disease*; Professional Association for Physical Activity: Stockholm, Sweden, 2010.
  37. Löllgen, H.; Zupet, P.; Debruyne, A.; Bachl, N. Comment on: "Exercise Prescription in Patients with Different Combinations of Cardiovascular Disease Risk Factors: A Consensus Statement; From the EXPERT Working Group". *Sports Med.* 2018, 48, 2891–2892.
  38. EFSMA (European Fed. Sports Med. Association). Available online: <http://www.efsma-scientific.eu/> (accessed on 7 December 2020).
  39. Swinburn, B.A.; Walter, L.G.; Arroll, B.; Murray, W.; Tilyard, M.W.; Russel, D.G. Green prescriptions: Attitudes and perceptions of general practitioners towards prescribing exercise. *Br. J. Gen. Pract.* 1997, 47, 567–569.
  40. Sallis, R.E. Exercise is medicine and physicians need to prescribe it. *Br. J. Sports Med.* 2009, 43, 3–4.
  41. Zubin Maslow, P.; Schulman, A.; Lavie, C.J.; Narula, J. Personalized exercise dose prescription. *Eur. Heart J.* 2017, doi:10.1093/eurheart/ehx686.
  42. Fowles, J.R.; O'Brien, M.W.; Solmundson, K.; Oh, P.I.; Shield, C.A. Exercise is Medicine Canada physical activity counselling and exercise prescription training improves counselling, prescription, and referral practices among physicians across Canada. *Appl. Physiol. Nutr. Metab.* 2018, 43, 535–539.
  43. Wilmore, J.C. Individual exercise prescription. *Am. J. Cardiol.* 1974, 33, 757–759.
  44. Vijai, G.C.; Wilson, E.C.F.; Suhrcke, M.; Hardeman, W.; Sutton, S. Are brief interventions to physical activity cost-effective? A systematic review. *Br. J. Sports Med.* 2015, doi:10.1136/bjsports-2015-094655.
  45. Onerup, A.; Arvidsson, D.; Blomqvist, A.; Daxberg, E.L.; Jivegard, L.; Jonsdottir, I.H.; Lundqvist, S.; Mellen, A.; Persson, J.; Sjögren, P.; et al. Physical activity on prescription in accordance with the Swedish model increases physical activity: A systematic review. *Br. J. Sports Med.* 2018, 53, doi:10.1136/bjsports-2018-099598.
  46. Hansen, D.; Dendale, P.; Coninx, K.; Vanhes, L.; Piepoli, M.F.; Niebauer, J.; Cornelissen, V.; Pedretti, R.; Geurts, E.; Ruiz, G.R.; et al. The European Association of Preventive Cardiology Exercise Prescription in Everyday Practice and Rehabilitative Training (EXPERT) tool: A digital training and decision support system for optimal exercise prescription in cardiovascular disease. *Eur. J. Prev. Cardiol.* 2017, doi:10.1177/2047487317702042.
  47. Halasz, G.; Piepoli, M.F. Editor's presentation: Towards a personalized approach in exercise-based cardiovascular rehabilitation: An European Association of Preventive Cardiology (EAPC) call for action. *Eur. J. Prev. Cardiol.* 2020, 127, 1347–1349.
  48. Rödger, L.; Jonsdottir, I.H.; Börjesson, M. Physical activity on prescription (PAP): Self-reported physical activity and quality of life in a Swedish primary care population, 2-year follow-up. *Scand. J. Prim. Health Care* 2016, doi:10.1080/02183432.2016.1253820.
-



