

Multiple Attribute-based Decision-making Models

Subjects: Others | Others | Others

Contributor: Vineet Tirth

Sustainability of agricultural practices depends on economic, environmental, and social conditions. The Rajasthan state of India has arid climatic conditions where kharif crops are commonly grown. In this work, the four major criteria are considered such as the farm area, crop yield per unit area, the cost prices, and the market sales price. Merged analytic hierarchy process (AHP) and entropy techniques have been employed to give reasonable weight coefficients for the objective and subjective weights to each criterion. Multiple attribute-based decision-making models (MADM) have been developed using three proven techniques, namely the Exprom2, the technique for order of preference by similarity to ideal solution (TOPSIS), and the VlseKriterijumska Optimizacija I Kompromisno

Resenje (VIKOR). The crop *Pennisetum glaucum* emerged as the most productive kharif crop in the arid climatic conditions of Rajasthan, India under the given criteria. The sensitivity analysis of the three methods identifies the most significant criteria and validates that *Pennisetum glaucum* is the first ranked crop despite the interchange of the weights. The methodology used in this study may be applied across the globe to select appropriate crops for maximizing the profit, optimizing the natural resources, and promoting sustainable agricultural practices. This study may be used to enhance the agricultural gross domestic product (GDP) to make the agriculturalists self-sufficient and to help the state policymakers in making elective regional policies.

Keywords: agricultural gross domestic product ; arid region crops, farming ; kharif crops ; sustainable agricultural practices ; crop ranking ; multi-criteria decision making

1. Introduction

The kharif crops such as rice, *Sorghum*, *Zea mays*, cotton, ragi, *Pennisetum glaucum*, sugarcane, jute, etcetera, grow in dry and arid conditions. The soil and its nutrient value is an important component of sustainable farming^[1]. Despite modern agricultural techniques, the high rate of population growth renders the crop yield inadequate^[2]. The choice of a specific arrangement of crop patterns relies upon numerous criteria that differ from region to region^[3]. The conception of the index was included in sustainability for the set of selected criteria and existing weather parameters by Dillon et al.^[4]. Roy and Weng^[5] examined the indicators of sustainable agriculture in Bangladesh. Sorensen et al.^[6] suggested a cultivation selection method in the agricultural topography. Multiple attribute-based decision-making () techniques had been applied in diverse fields such as hydrologic sciences, ecological systems, agricultural systems, water resources systems, water supply, storage, and recycling^{[7][8][9]}. MADM techniques have been successfully applied in energy sectors^[10], industrial and automation engineering systems^[11], robotics^[12], etcetera. Srinivas et al.^[13] published a MADM study related to the water quality of the river Ganga for the diffusion of trace metal. Agarwal and Garg^[14] employed the MADM technique for the assessment of groundwater quality. Krol et al.^[15] evaluated the sustainability of the maize cultivation in Poland using multi-criteria decision analysis and found that the same sowing method was not the best practice for small and large farm field, hence the criteria is of utmost importance for decision making. Mallick et al.^[16] implemented a fuzzy- analytic hierarchy process () technique to evaluate landslide susceptibility. The study suggests that the criteria weighting must be normalized and the results obtained from the MADM techniques must be validated using sensitivity analysis. Other applications of MADM include the construction industry, information technology, and green chamber farming. A two-phase AHP-TOPSIS was applied to identify a suitable concrete mixture for high performance^[17] and sustainable construction material and was determined by applying three MADM methods, namely optimal scoring method, AHP, and TOPSIS^[18]. The ranking of cloud-based learning techniques was suggested by applying AHP^[19]. A fuzzy based MADM model was studied to identify sustainable green chamber farming practices^[20] to rank the vegetable cash crops based on several criteria and a model was suggested to aid the stakeholders to identify the best farming practices.

India is an agriculture-based economy. The state of Rajasthan, India is dominated by desert and has a predominantly arid climate where water resources are scarce due to low mean annual rainfall. Rajasthan's agricultural sector accounts for 22.5 percent of its GDP. The soil texture is a mix of clay, loam, and sand^{[21][22]}.

The objective of this study is to develop the MADM model for identifying the most suitable kharif crop in Rajasthan, considering the vital criteria for sustainable agricultural practices. Table 1 gives the data collected from the different departments of the state government of Rajasthan^{[21][22]} for the Financial Year 2018–19 to 2019–20 and through the survey undertaken by the stakeholders for the most favored kharif crops. The survey form and the analysis are given as a supplementary file. The production cost includes the cost of plowing, seeds, fertilizers, water, cutting of the crop, labor, and transportation. The government of Rajasthan fixes the minimum sales price (MSP) of the crop for each crop cycle depending upon the cost of production, yield, and market demand. The MSP is a minimum of 1.5 times the cost of production. After the crop harvesting, the farmer is free to sell the crop to the government at MSP or in the open market (facilitated and monitored by the government). The sales price included in Table 1 is the highest MSP or open market average price (since it varies daily), which is obtained by the survey from the stakeholders. The production cost and the sales prices may vary in each crop cycle depending upon the crop yield, the cost of production, the MSP, and the market demand.

Table 1. Model simulation of attributes of kharif crops in the Rajasthan–India for the financial years 2018–19 to 2019–20.

Crop Code	Types of Crops (Popular Local Names)	Area of Crop Field (ACF) [Ha]	Production of Crop Field (PCF) [kg/Ha]	Production Cost (PC) [USD/Ha]	Sale Price (PS) [USD per kg]
A1	<i>Sorghum</i> (Joar)	516,043	583	130	0.5
A2	<i>Pennisetum glaucum</i> (Bajra)	4,236,288	886	123	0.4
A3	<i>Zea mays</i> (Maize)	855,895	2033	206	0.2
A4	<i>Vigna mungo</i> (Black Gram/urad)	839,289	624	92	0.6
A5	<i>Vigna radiate</i> (Green Gram/moong)	2,249,619	432	90	0.5

The decision-makers (stakeholders) are farmers, service providers, regulators, the agriculture research institute, seed and fertilizer suppliers, agriculture brokers, and consumers. The policymakers include the department of agriculture, government of Rajasthan, ministry of agriculture, the agriculture minister, the minister of state, the department of irrigation, etcetera.

2. Materials and Methods

2.1. Study Area

The important criteria considered in this study were the crop field areas, the yield of the crops, cultivation cost, and the market sales price of the crop. Figure 1 gives the ranking process of the kharif crops by MADM techniques.

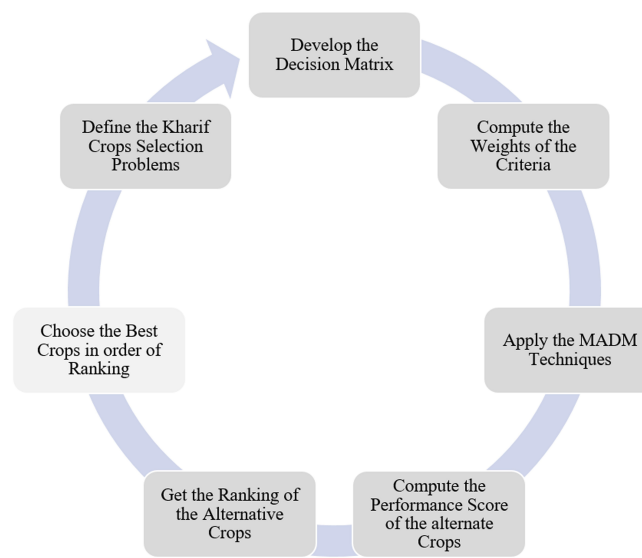


Figure 1. Ranking process of kharif crops.

2.2. The MADM Methods

2.2.1. Criteria Weighting

The entropy and analytic hierarchy process (AHP) techniques were merged to obtain the normalized objective and subjective weights of the criteria.

2.2.2. AHP Technique

The AHP technique was proposed by Saaty^[24]. The pairwise matrix A is used to compare the set of n alternatives according to the relative importance of the weights.

2.2.3. Entropy Technique

The decision matrix A , having m alternatives (evaluation objectives) for n criteria (evaluation indexes)^[12].

2.2.4. Exprom2 Technique

The updated version of the Promethee II technique is known as the Exprom2 technique, which is derived from ideal and anti-ideal solutions.

The technique for order of preference by similarity to ideal solution method (TOPSIS)

The steps followed in the TOPSIS method are:

1. The decision matrix $(x_{ij})_{m \times n}$ with dimension, $m \times n$ is formed by n criteria and m alternatives with the interaction of each criterion and alternative given by x_{ij} .
2. The weight of each criterion is computed by comparing the relative importance of one attribute with the other (Saaty 1980) [24].
3. The matrix $(x_{ij})_{m \times n}$ is now normalized.
4. Calculate the weighted normalized decision matrix.
5. Determine the worst alternative and the best alternative.
6. Euclidean distance is calculated to determine the similarity to the worst condition.
7. Ranking of by prioritization.

2.2.5. VIKOR Technique

The method gives a compromised solution. The main steps of the VIKOR technique^[28] are:

The decision matrix is used to obtain the best i.e., $(x_{ij})_{\max}$ and the worst i.e., $(x_{ij})_{\min}$ values of all the criteria.

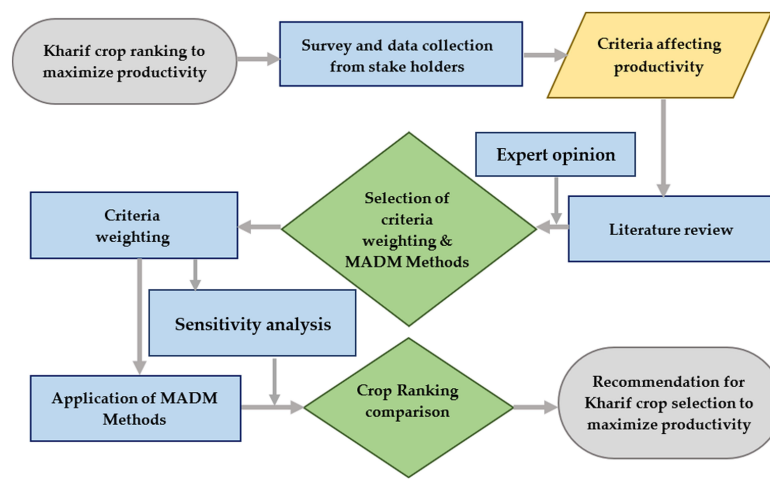


Figure 2. Flow chart summarizing the research design and methodology.

Sensitivity analysis deals with the effect of criteria weights obtained by the combined approach (AHP-entropy) on the alternatives. The basic methodology of sensitivity analysis is that the weight of each criterion is interchanged with another. To validate the criteria weighting and compare the results obtained from the MADM techniques, sensitivity analysis was done. A similar methodology has been adopted by Ahmed et al. [17][18]. The criteria weights were obtained from a survey among the stakeholders and the recent data obtained from the government sources [21,22].

3. Results and Discussion

An effort is made to develop a MADM model using a systems approach to rank the five kharif crops (given in Table 1) in Rajasthan-India. The four major criteria considered are; area of crop field (ACF) in Ha, production of crop field (PCF) in kg/Ha, production cost (PC) USD/Ha, and sales price (SP) in USD/kg. The pairwise comparison is made by summarizing the survey from the stakeholders and the results are reported in Table 2. The higher digit indicates a higher relevance in the pairwise comparison.

Table 2. The pairwise comparison matrix for criteria.

	ACF	PCF	PC	SP
ACF	1	2	4	8
PCF	0.5	1	0.5	0.25
PC	0.25	2	1	2
SP	0.125	4	0.5	1

Table 3 summarizes the weight of each criterion using AHP, entropy and the compound weight methods. The highest weight is obtained for the ACF among the three methods.

Table 3. Criteria weighing by AHP (), entropy () and compound weight (w_j).

Criteria Weighing	Parameters	ACF	PCF	PC	SP
	Alpha (AHP)	0.533333	0.120833	0.175	0.170833
	Beta(entropy)	0.510491	0.305634	0.088677	0.095198
w_j	Weight age	0.798482	0.10831	0.045512	0.047696

Table 4 gives the normalized decision matrix for the four criteria and five alternatives. The digits obtained from the matrix are used as inputs in the MADM techniques.

Table 4. Normalized decision matrix.

Kharif Crop Code	ACF [Ha]	PCF [kg/Ha]	PC [USD/Ha]	SP [USD per kg]
A1	0.000	0.094	0.655	0.75
A2	1.000	0.284	0.716	0.5
A3	0.091	1.000	0.000	0
A4	0.087	0.120	0.983	1
A5	0.466	0.000	1.000	0.75

Table 5 shows the results obtained from the Exprom2 method and the value of the positive flow for the i^{th} alternative, the negative flow of the i^{th} alternative, and the total flow is given in the table after calculation. The best alternative is chosen based on the highest value of $\phi(i)$. The positive and negative flow indicates extremes. The ranking is based on the resultant of the positive and negative flow. The first rank is of *Pennisetum glaucum*, followed by *Vigna radiate*, *Zea mays*, *Vigna mungo*, and *Sorghum*. The first rank hence determines the most favorable crop under the selected criteria.

Table 5. The positive and the negative flow of the i^{th} alternative using Exprom2.

Crop Code	$\phi^+(i)$	$\phi^-(i)$	$\Phi(i)$	Ranking
A1	0.021932	0.369881	-0.34794857	5
A2	0.701906	0.037601	0.66430513	1
A3	0.113957	0.330097	-0.21614008	3
A4	0.063083	0.2873	-0.22421643	4
A5	0.274138	0.150138	0.12399995	2

Tables 6 and 7 show the general matrix outcomes used as inputs in the MADM techniques.

Table 6. Weighted and normalized decision matrix.

Crop Code	ACF	PCF	PC	SP
A1	0.083	0.026	0.020	0.023
A2	0.680	0.040	0.019	0.019

A3	0.137	0.091	0.031	0.009
A4	0.135	0.028	0.014	0.028
A5	0.361	0.019	0.014	0.023

Table 7. The ideal and non-ideal solutions.

	ACF [Ha]	PCF [kg/Ha]	PC [USD/Ha]	SP [USD per kg]
VJ ⁺	0.680	0.091	0.014	0.028
VJ ⁻	0.083	0.019	0.031	0.009

Table 8 shows the result obtained from the TOPSIS method. Here, an alternative with the highest value of C_i is ranked first, and so on. On comparing the ranks of the crops obtained by the Exprom2 (Table 5), one may observe 100% consistency. This validates the results obtained under the selected criteria for the selected crops. Crop A2 (*Pennisetum glaucum*) emerges as the most suitable one.

Table 8. The alternative prioritization of different criteria using the TOPSIS method.

Crop Code			Sum	C_i	Rank
A1	0.601158817	0.019246655	0.620405471	0.031022703	5
A2	0.052498111	0.598133271	0.650631382	0.919312052	1
A3	0.54359107	0.090189834	0.633780905	0.142304436	3
A4	0.549306539	0.058388685	0.607695224	0.096082185	4
A5	0.327127691	0.279359852	0.606487542	0.460619275	2

Table 9 shows the results obtained for the VIKOR method where the ranking is based on the value of P_i . The lower the value of P_i , the higher will be the rank. The first ranked alternative is *Pennisetum glaucum*, followed by others. The ranks of the crops obtained by the Exprom2, TOPSIS, and VIKOR are in 100% conformation.

Table 9. Parameters E_i , F_i and P_i of the VIKOR method estimated from Equations 30 to 32.

Crop Code	E_i	F_i	P_i	Rank
A1	0.924194	0.798482	1	5
A2	0.114391	0.077596	0	1
A3	0.818747	0.725539	0.884301	3
A4	0.825209	0.729103	0.890762	4

Figure 3 presents a comparative picture of the results obtained from the three methods. There is a perfect match between the ranks obtained from all the three techniques and *Pennisetum glaucum* has emerged as the first ranked crop.

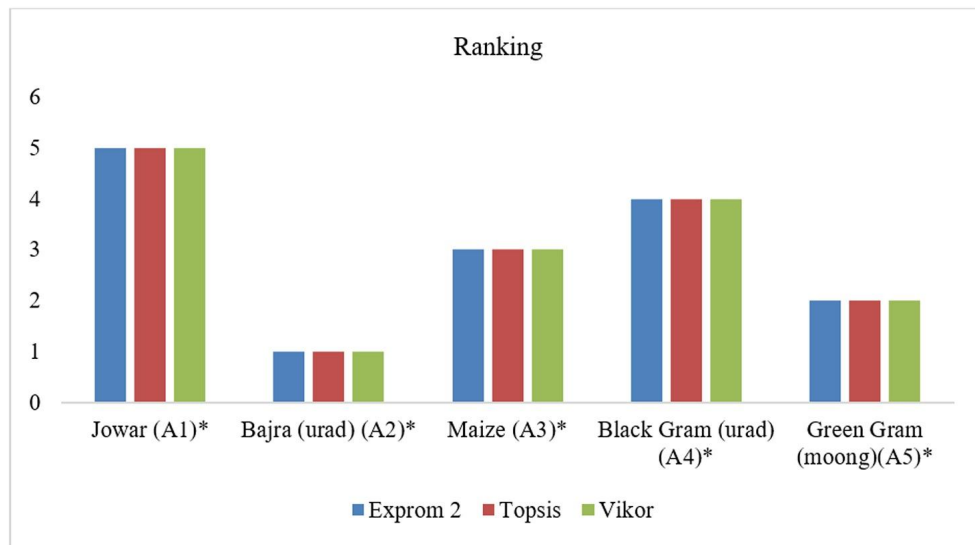


Figure 3. The three MADM method results and the comparison of the ranking.

For sensitivity analysis, nine conditions were taken into account, given in Table 10. For each condition, the rank is computed by all three methods i.e., the Exprom2, the TOPSIS, and the VIKOR respectively. In Table 10, the criteria weights are represented by w1 (ACF), w2 (PCF), w3 (PC), and w4 (PS) respectively. After fixing one criterion weight and interchanging the others, nine unique combinations (conditions) have been considered.

Table 10. Different conditions for the sensitivity analysis.

Condition	Criterion Weight			
1	w1	w2	w3	
2	w2	w3	w1	w4
3	w3	w2	w1	w4
4	w4	w1	w2	w3
5	w1	w3	w2	w4
6	w2	w1	w3	w4
7	w1	w4	w3	w2
8	w4	w2	w3	w1
9	w1	w2	w4	w3

The sensitivity analysis based on the nine conditions for the Exprom2 method is plotted in Figure 4. Once the criteria weights have been changed, the rank also changed. Among nine conditions, *Pennisetum glaucum* (Bajra)-A2 emerged as the first ranked crop in four conditions (1, 5, 7, and 9). Among other crops, *Vigna radiate* (Green Gram/moong)-A5, ranked first in two conditions (2 and 3), *Zea mays* (Maize)-A3 ranked first in two conditions (4 and 6), *Vigna mungo* (Black Gram/urad)-A4 ranked first in one condition (8), while *Sorghum* (Joar)-A1 did not emerge at the first rank in any of the conditions. Hence, the weights w2 (PCF) and w3 (PC) are the dominant criteria and the conditions 2 and 3 are most sensitive in determining the rank of the crops.

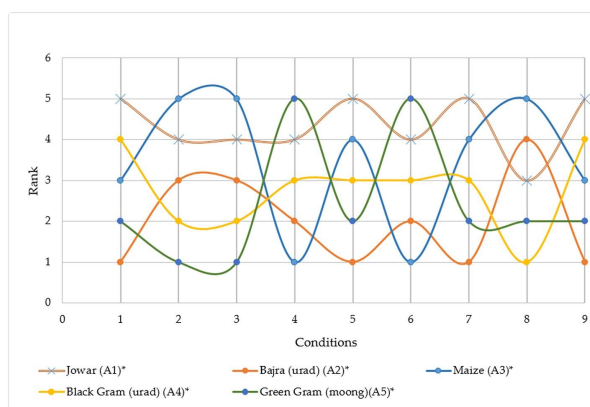


Figure 4. Sensitivity analysis of the Exprom2 model.

The sensitivity analysis of the TOPSIS and the VIKOR methods are given in Figures 5 and 6 respectively. In both the Figures, conditions 2 and 3 emerge as most sensitive. The rank of crop A2 is at the first rank in four conditions in each method, consolidating and validating the ranking results given in Table 9 and Figure 3. In all three methods, the weights w2 (PCF) and w3 (PC) are the dominant criteria, conforming with the results obtained from AHP (Table 3).

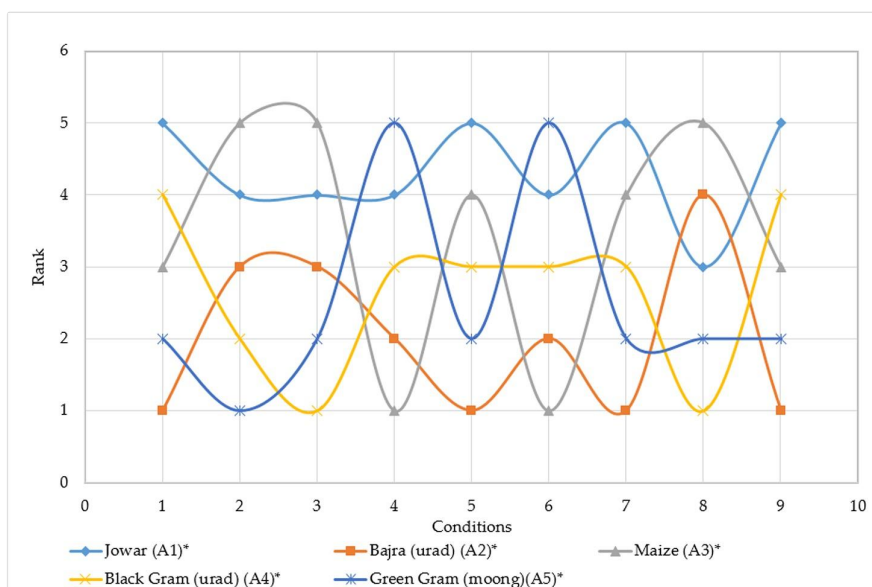


Figure 5. Sensitivity analysis of the TOPSIS model.

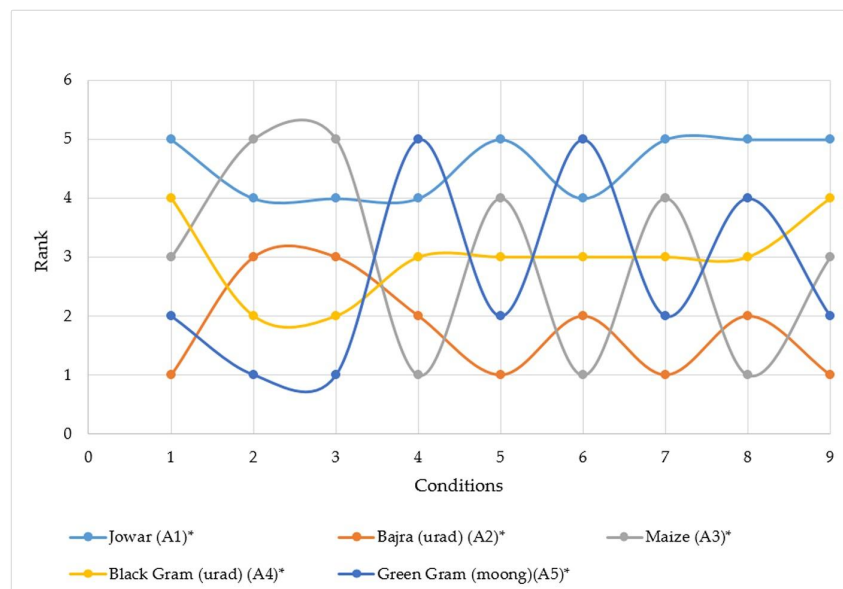


Figure 6. Sensitivity analysis of the VIKOR model.

The process of selecting kharif crops in the arid region of Rajasthan state in India for sustainable agriculture is complex. Especially when it is derived under the influence of a large number of criteria that influence sustainability, it poses many challenges. Without sufficient kharif crop production resources, the problem of kharif crop harvest becomes more complicated. The present methodology will, therefore, be of great help to stakeholders in agriculture in these environments. For future research, the MADM-based methodology will have more advantage, as comparison depends on experts' subjective judgment. By using MADM-based methods, biases and vagueness in decision-making can be largely overcome. The MADM methods will help farmers and agricultural policymakers to formulate a comprehensive policy for sustainable agricultural practices, which has a potential and immediate solution to address the ongoing urgent requirement worldwide. Prospects of the research may include adaptation and mitigation options for better sustainable agricultural practices resulting from climate change problems to improve the decision-making process.

The multi-attribute decision making (MADM) has been successfully applied for the best selection of the output under the given inputs and constraints (criteria). The applications of MADM techniques in agricultural engineering are still emerging. India is an agricultural-based and fastest-growing economy in the world. In an agriculture-dependent economy like India, precision agriculture is extremely important for an increase in productivity. These techniques may provide better decision-making rather than deciding intuitively. The study employed two criteria (subjective and objective) weighting methods and then obtained the criteria weights by normalizing, to standardize the results. The ranking of the crops has been done by three MADM methods, namely, the Exprom2, the TOPSIS, and the VIKOR to rank the crops to facilitate the farmers and the policymakers to decide on inclusion or exclusion of an attribute according to the significance of the criteria concerning the objective. Three methods were used to validate the accuracy of the results and avoid the inherent deficiency of a single MADM technique. A sensitivity analysis was done for each method to determine its impact. The government hence spends a considerable percentage of the annual GDP for supporting farmers. This study gives a scientific approach to decision making, which affects the livelihood of a large section of the society (farmer) and the overall economy of the state and the country, suggesting a replacement of conventional, preferential, or intuitive decision-making approaches.

The attributes and the criteria were kept in mind while formulating and modeling the problems. The results obtained by TOPSIS, Exprom2, and VIKOR were in good agreement for prioritizing the kharif crops. The first ranked crop is *Pennisetum glaucum*, the second is *Vigna radiate*, the third is *Zea mays*, the fourth is *Vigna mungo*, and the last one (fifth) is *Sorghum*. Results from the three MADM techniques are in exact confirmation indicating that any one of them may be used to rank the crops. The scope of the study may be global and the selected criteria may be increased as suitable. The outcome of the research work will help the policymakers and the farmers to implement sustainable farming practices, increase profit, and minimize losses due to poor decision making. Similar studies may be done changing the criteria, depending on the region and the best productive crop may be suggested to the farmers. The sensitivity analysis of the three methods validates that the PCF and PC are dominant criteria and *Pennisetum glaucum* emerged as the first ranked crop on maximum counts in the sensitivity analysis of each method. If the government of India motivates the farmers to cultivate this crop in Rajasthan, the productivity is expected to increase.

The future recommendations are to use the MADM-based advanced techniques to handle decision-making problems for the farmers and state agriculture departments to formulate better guidelines for sustainable agricultural practices, globally. The prospects of the research may also include adaptation and mitigation options for better sustainable agricultural

References

1. Garg, N.K.; Dadhich, S.M. Integrated non-linear model for optimal cropping pattern and irrigation scheduling under deficit irrigation. *Water Manag.* 2014, 140, 1–13, doi:10.1016/j.agwat.2014.03.008.
2. Pramanik, M.K. Site suitability analysis for agricultural land use of Darjeeling district using AHP and GIS techniques. *Earth Syst. Environ.* 2016, 2, 1–22, doi:10.1007/s40808-016-0116-8.
3. Qureshi, M.R.N.; Singh, R.K.; Hasan, M.A. Decision support model to select crop pattern for sustainable agricultural practices using fuzzy MCDM. *Dev. Sustain.* 2017, 20, 641–659, doi:10.1007/s10668-016-9903-7.
4. Dillon, E.J.; Hennessy, T.; Hynes, S. Towards Measurement of Farm Sustainability—An Irish case study, *Int. Association of Agric. Economists Conf. Beijing, China 2009*, 1–21.
5. Roy, R.; Chan, N.W. An assessment of agricultural sustainability indicators in Bangladesh: Review and synthesis. 2011, 32, 99–110, doi:10.1007/s10669-011-9364-3.
6. Sorensen, A.A.; Van Beest, F.M.; Brook, R. Quantifying overlap in crop selection patterns among three sympatric ungulates in an agricultural landscape. *Basic Appl. Ecol.* 2015, 16, 601–609, doi:10.1016/j.baae.2015.05.001.
7. Chitsaz, N.; Banihabib, M.E. Comparison of Different Multi Criteria Decision-Making Models in Prioritizing Flood Management Alternatives. *Water Resour. Manag.* 2015, 29, 2503–2525, doi:10.1007/s11269-015-0954-6.
8. Singh, R.K.; Mallick, J.; Hasan, M.A.; Mohamed, M.H. Simulation based ranking of vegetable cash crops for sustainable greenhouse farming practices. *Ecol. Environ. Res.* 2019, 17, 4615–4629, doi:10.15666/aeer/1702_46154629.
9. Warrag, E.I.; Mallick, J.; Singh, R.K.; Khan, R.A. Status of dieback of *Juniperus Procera* (African Pencil Cedar) in natural stands and plantation in Alsouda highlands, Saudi Arabia. *Ecol. Environ. Res.* 2019, 17, 2325–2338, doi:10.15666/aeer/1702_23252338.
10. Garg, R.K. Coding, evaluation and selection of thermal power plants—A MADM approach. *J. Electr. Power Energy Syst.* 2007, 29, 657–668, doi:10.1016/j.jepes.2006.08.002.
11. Rao, R.; Patel, B. A subjective and objective integrated multiple attribute decision making method for material selection. *Des.* 2010, 31, 4738–4747, doi:10.1016/j.matdes.2010.05.014.
12. Bhangale, P.; Agrawal, V.; Saha, S.K. Attribute based specification, comparison and selection of a robot. *Mach. Theory* 2004, 39, 1345–1366, doi:10.1016/j.mechmachtheory.2004.05.020.
13. Srinivas, R.; Singh, A.P. A Scenario Based Impact Assessment of Trace Metals on Ecosystem of River Ganges Using Multivariate Analysis Coupled with Fuzzy Decision-Making Approach. *Water Resour. Manag.* 2017, 31, 4165–4185, doi:10.1007/s11269-017-1738-y.
14. Agarwal, R.; Garg, P.K. Remote Sensing and GIS Based Groundwater Potential & Recharge Zones Mapping Using Multi-Criteria Decision Making Technique. *Water Resour. Manag.* 2016, 30, 243–260, doi:10.1007/s11269-015-1159-8.
15. Król, A.; Ksieżak, J.; Kubińska, E.; Rozakis, S. Evaluation of sustainability of maize cultivation in Poland. A prospect theory-PROMETHEE approach. *Sustainability* 2018, 10, doi:10.3390/su10114263.
16. Mallick, J.; Singh, R.K.; AlAwadh, M.A.; Islam, S.; Khan, R.A.; Qureshi, M.N. GIS-based landslide susceptibility evaluation using fuzzy-AHP multi-criteria decision-making techniques in the Abha Watershed, Saudi Arabia. *Earth Sci.* 2018, 77, 276, doi:10.1007/s12665-018-7451-1.
17. Ahmed, M.; Qureshi, M.N.; Mallick, J.; Hasan, M.; Hussain, M. Decision support model for design of high-performance concrete mixtures using two-phase AHP-TOPSIS approach. *Civ. Eng.* 2019, doi:10.1155/2019/1696131.
18. Ahmed, M.; Qureshi, M.N.; Mallick, J.; Ben Kahla, N. Selection of sustainable supplementary concrete materials using OSM-AHP-TOPSIS approach. *Mater. Sci. Eng.* 2019, 1–12, doi:10.1155/2019/2850480.
19. Naveed, Q.N.; Mohamed Qureshi, M.R.N.; Shaikh, A.; Alsayed, A.O.; Sanobar, S.; Mohiuddin, K. Evaluating and Ranking Cloud-Based E-Learning Critical Success Factors (CSFs) Using Combinatorial Approach. *IEEE Access* 2019, 7, 157145–157157, doi:10.1109/ACCESS.2019.2949044.
20. Singh, R.K.; Mallick, J. Fuzzy based multi-criteria method for sustainable green chamber farming practices. *Indian J. Agric. Sci.* 2019, 89, 1732–1736. Available online: <https://www.researchgate.net/publication/336871114> (on 10.03.20).
21. Agriculture and Farmer Welfare, Govt. of Rajasthan, India. 2015, 1–8. Available online: http://mospi.nic.in/sites/default/files/cocssso/24cocssso_ag4_Rajasthan.pdf (on 12.03.20).

22. NABARD Consultancy Services (NABCONS) Pvt. Ltd. Final Report-State Agriculture Plan (SAP) and State Agriculture Infrastructure Development Plan (SADIP) under RKVY-RAFTAAR 14th Financial Commission (2017-18 to 2019-20) Rajasthan State; ; pp. 1–206. Available online: [http://www.rkvy.nic.in/static/SAP/RA/For%20this%20Period\(2017-18%20to%202019-20\)/Final%20Report-%20SAP%20and%20SADIP%20Rajasthan%20State.pdf](http://www.rkvy.nic.in/static/SAP/RA/For%20this%20Period(2017-18%20to%202019-20)/Final%20Report-%20SAP%20and%20SADIP%20Rajasthan%20State.pdf) (on 22.01.20)
23. Chu, J.; Su, Y. The application of TOPSIS method in selecting fixed seismic shelter for evacuation in cities. *Syst. Eng.* 2012, 3, 391–397, doi:10.1016/j.sepro.2011.10.061.
24. Saaty, T.L. Decision making with the analytic hierarchy process. *J. Serv. Sci.* 2008, 1, 83–98.
25. Hamidi, N.; Pezeshki, P.M. Weighting the Criteria of Brand Selecting in Beverage Industries in Iran. *Asian J. Manag. Res.* 2015, 250–267. Available online: <https://www.researchgate.net/publication/274701504> (on 24.01.20).
26. Chatterjee, P.; Chakraborty, S. Material selection using preferential ranking methods. *Design.* 2012, 35, 384–393, doi:10.1016/j.matdes.2011.09.027.
27. Gowda, M.J. Chandre; Jayaramaiah, K .M. Comparative Evaluation of Rice Production Systems for Their Sustainability 1. *Ecosyst. Environ.* 1998, 69, 1–9.
28. Rao, R.V. Decision Making in the Manufacturing Environment: Using Graph Theory and Fuzzy Multiple Attribute Decision Making Methods; Springer: London, UK, 2013. Available online: <https://www.springer.com/gp/book/9781447143741> (on 31.01.20).

Retrieved from <https://encyclopedia.pub/entry/history/show/9071>